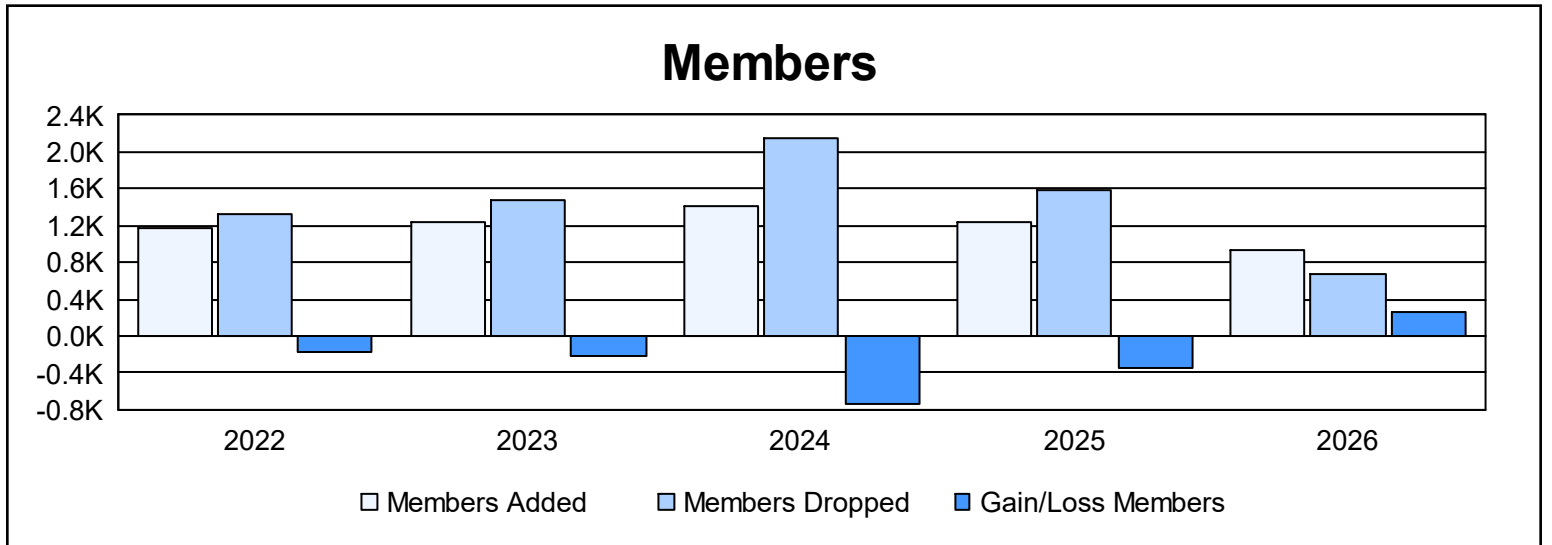
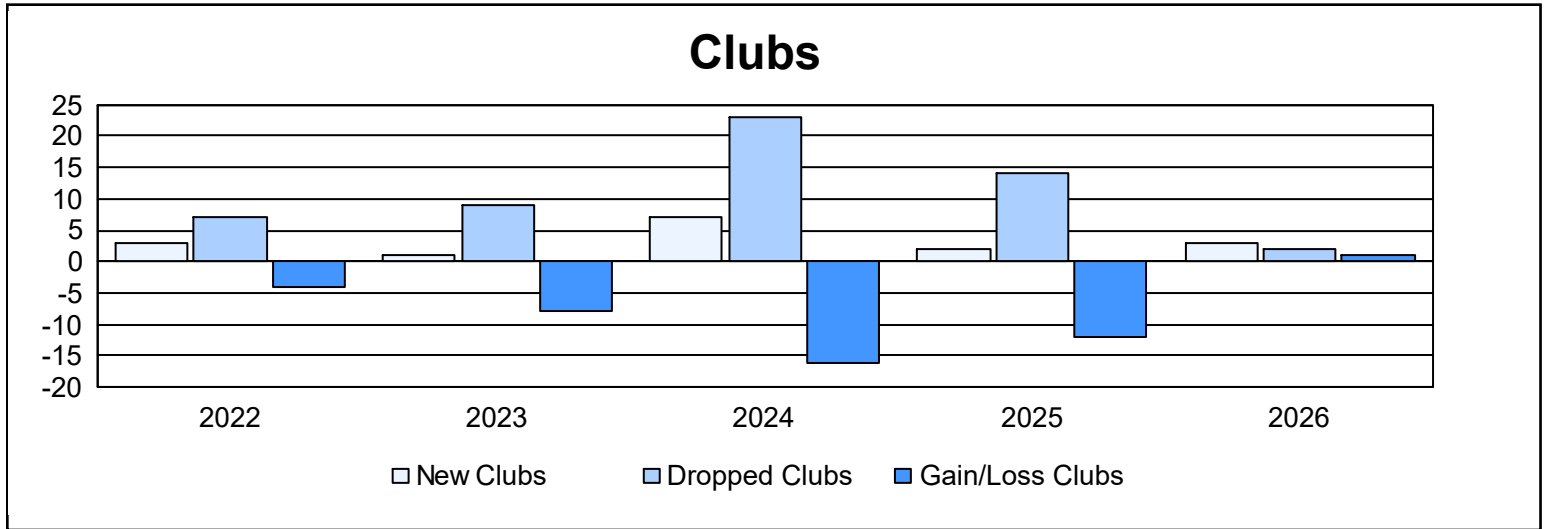
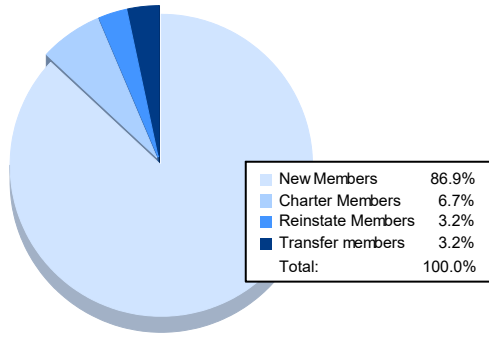


Year	New Clubs	Dropped Clubs	Gain/ Loss Clubs	New Members	Charter Members	Reinstate Members	Transfer Members	Total Member Added	Total Members Dropped	Gain/ Loss Members
2021-2022	3	7	-4	1,018	95	19	31	1,163	1,328	-165
2022-2023	1	9	-8	1,150	40	29	25	1,244	1,469	-225
2023-2024	7	23	-16	966	263	19	168	1,416	2,149	-733
2024-2025	2	14	-12	1,020	54	66	103	1,243	1,593	-350
2025-2026	3	2	1	808	62	30	30	930	669	261
Average	3	11	-8	992	103	33	71	1,199	1,442	-242



Membership Composition April 2026 Cumulative



Gender Composition April 2026 Cumulative

